



S3 Homework

NAME: _____

CLASS: _____

DATE FOR
RETURN : _____



HOMEWORK 2:- Pictorials



3

Study the drawings shown opposite and answer the following questions.

- (a) State the names given to the types of views shown at **View P**, **Q**, **R** and **S**.

View P **View Q**

View R **View S** KI 4

- (b) Explain why the type of view shown in **View P** was a good choice for the view.

Answer

..... KI 1

- (c) State the angle used at **M** on **View P**.

Angle M KI 1

- (d) State the full name given to points 1 and 2 on **View R**.

Answer KI 1

- (e) State the name given to line **L** on **View R**.

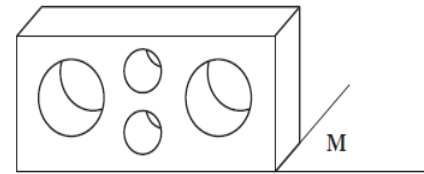
Line L KI 1

- (f) State the angle used at **N** on **View S**.


Angle N KI 1

Total (KI 9)

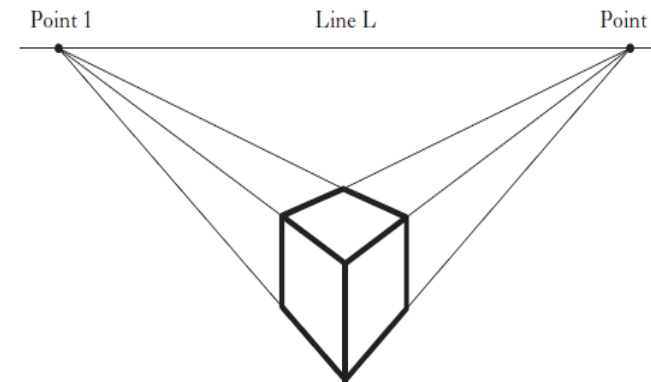
3



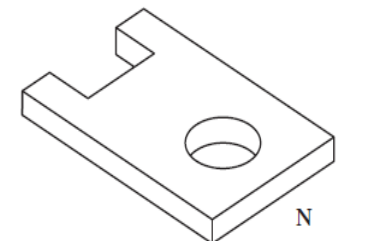
View P



View Q



View R



N

4

4

Study the views shown opposite and answer the following questions.

- (a) State the names of the types of view shown at A, B and C.

View A

View B

View C

KI 3

- (b) State the name of **one** other view in which you would see all three dimensions.

Answer

KI 1

- (c) State the **Angle X** on View A.

Angle

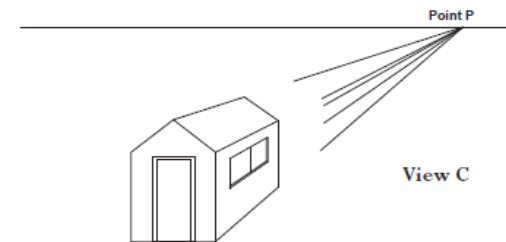
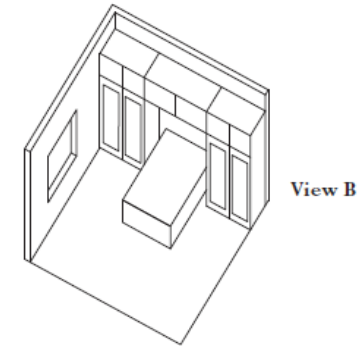
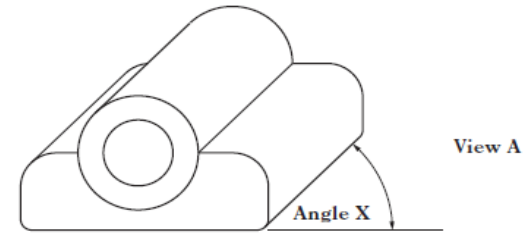
KI 1

- (d) State the general name given to the types of view shown at A, B and C.

Answer

KI 1

Total (KI 6)



Designers use many different types of drawings when working on new designs.
Study the drawings shown and answer the following questions.

- (a) (i) State the **individual** names given to each of the views shown at **1, 2, 3** and **4**.

View 1 **View 2**

View 3 **View 4**

- (ii) State the **general** name that would be given to **Views 1, 2, 3** and **4**.

Name KI 5

- (b) State the **Angle X** on **View 1**.

Angle X KI 1

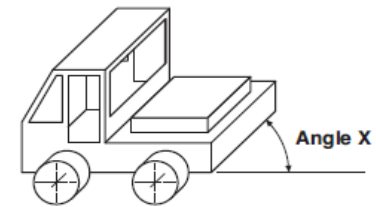
- (c) State the name given to the **Point P** on **View 3**.

Point P KI 1

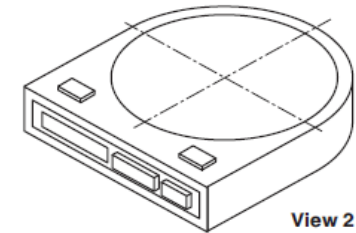
- (d) State the name given to the **Line H** on **View 4**.

Line H KI 1

Total (KI 8)

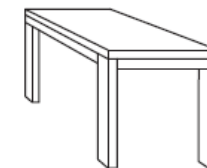



View 1

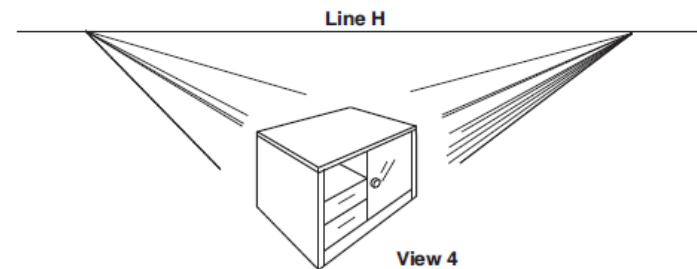


View 2

Point P



View 3



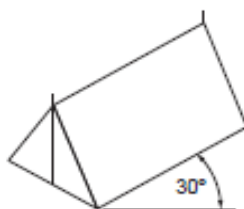
View 4

1

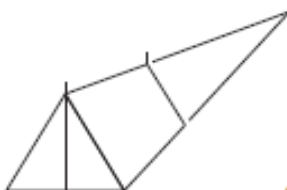
Four pictorial views of a tent are shown below. State the **drawing type** used in each of the views.



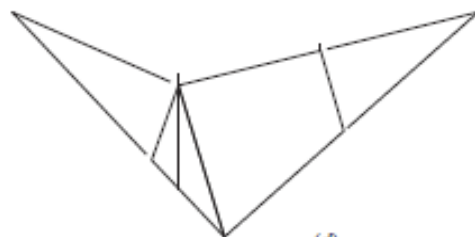
(a) (1)



(b) (1)



(c) (1)

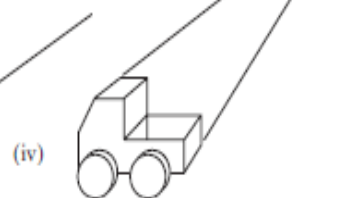
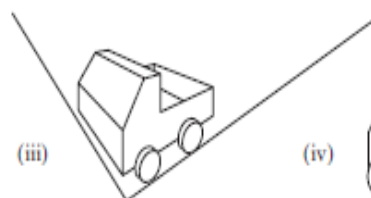
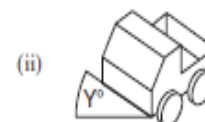


(d) (1)

(4 marks) ☐

3

(a) Name the drawing type used in each of the views, shown below.



(i)

(ii)

(iii)

(iv)

(b) State the value of angle X in view (i).

.....

(c) State the value of angle Y in view (ii).

.....

(6 marks)